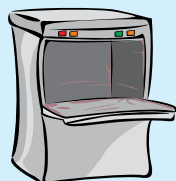
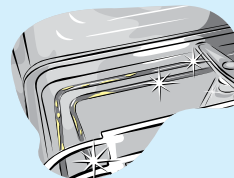


Mini Guide – SURE™ Descaler for kitchens




Quick and
easy to use

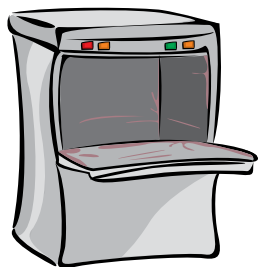


Helps to control
and remove limescale;
sparkling results

Use for cleaning:



Bain maries and other
kitchen equipment



Dishwashing machines

Using...


For mechanical warewash

1



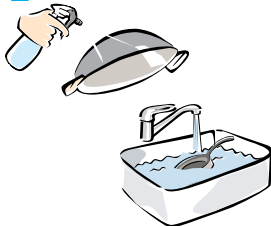
Switch
off dosing
equipment and
fill dishwasher
with fresh water.
Add 50-100ml
product per liter
water.

2



Circulate the
water for
10-15 minutes;
drain and rinse
thoroughly.

2



Soak the items
in the solution
or spray the
solution on the
items. Scrub if
required.

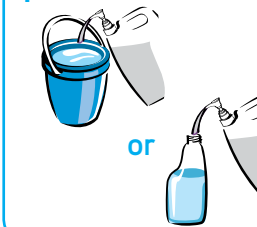
3



Rinse with clean
water.

For general descaling

1



Soaking:
Dilute 30-50ml
product per
liter hot water.

Spray:
Fill the 750ml
spray bottle
with water and
dose 50-200ml
product to it.

4



Allow to air
dry.